

ILLUMINATED VANDAL RESISTANT PUSHBUTTONS

LP3-V
ILLUMINATED
VANDAL RESISTANT
PUSHBUTTONS

MOMENTARY ACTION RING ILLUMINATED, VANDAL RESISTANT CASE & BUTTON



High Profile
Curved Button

The LP3-V is a momentary switch designed to provide attractive, lighted position indication for applications in harsh environments, where security and reliability are paramount. The series features both aluminum and stainless steel cases watertight to IP68S. Alternate action is available in the LP5-V series.

This high reliability switch offers the durability and ruggedness our customers have come to expect with the added benefit of illumination. They are ideal for marine, off-highway and industrial control applications that require an illuminated switch.

This switch offers positive tactile feedback, less than 25mΩ contact resistance, and a variety of LED colors available in both flat and domed actuator bezel shapes.

Features:

- **Security (aluminum) or vandal resistant (stainless steel) case & button**
- **Ring illuminated**
- **Watertight to IP68S option**
- **Less than 25mΩ contact resistance**
- **Variety of button options and LED colors**
- **Drop in replacement to the P8-V series**
- **RoHS/WEEE/Reach compliant**

Standard Characteristics/Ratings:

ELECTRICAL RATINGS:

Load	Sea Level @ 28VDC or 115VAC, 60/400Hz
Resistive	5A
Inductive	3A
Lamp	1A
Motor	3A
DWV	1000Vrms through switch contacts only
Logic Level	10-100mA @ 3-28V max DC

Electrical Life: 25,000 cycles

LIGHTING:

Light Source Voltage (DC)	Actual Voltage Nominal (DC)	Voltage Max (DC)
2	2	2.6
6	7	8
12	13.5	14.5
24	28	28.6

Mechanical Life: 250,000 cycles @ ambient and +85°C
25,000 cycles @ -55°C

Seal: IP64 or IP68S

Operating Temp Range: -55°C to +85°C

Operating Force: 2.5 +/- 0.5 lb. or 5.0 +/- 1.0 lb.

Total Travel: 0.080 inches max

Overtravel: 0.010 inches min

MATERIALS:

Case: Stainless steel or anodized aluminum alloy

Button: Thermoplastic

Center Cap: Stainless steel or anodized aluminum alloy

Terminals: Standard silver plate with optional gold plate for low level applications

Mounting Hardware: Hex or knurl nut, lockwasher and panel gasket

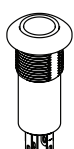
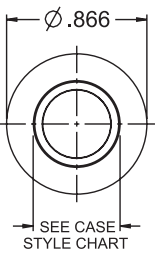
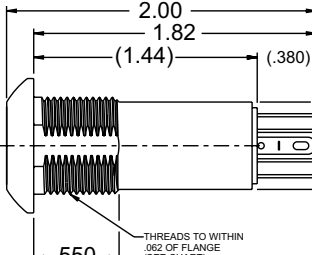
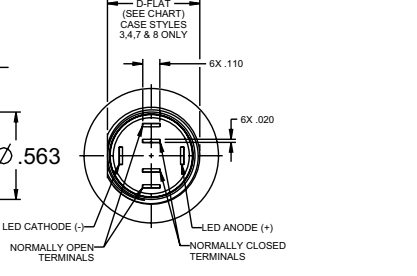
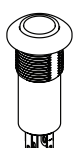
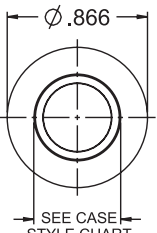
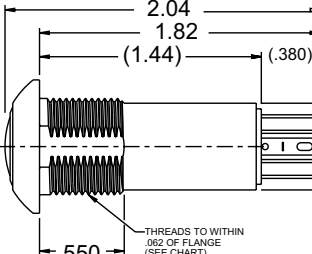
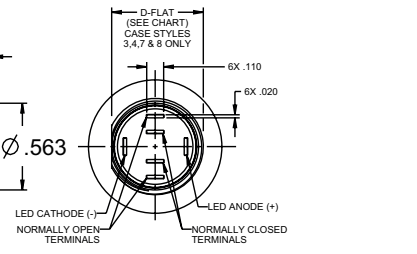
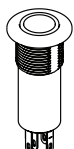
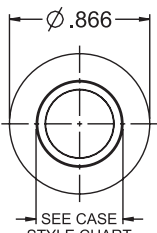
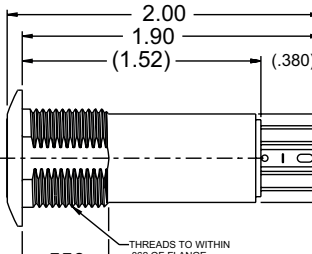
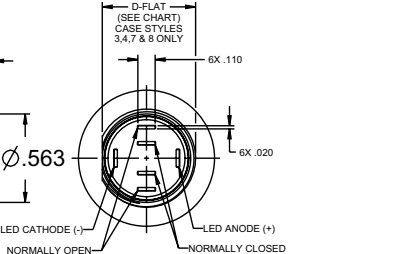
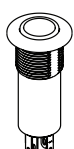
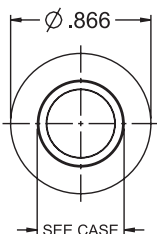
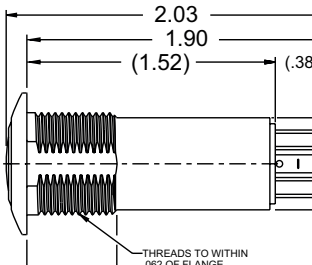
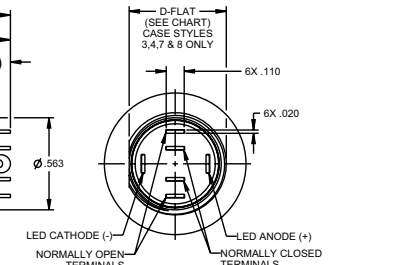
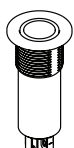
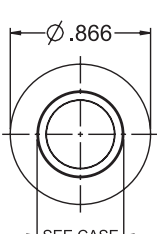
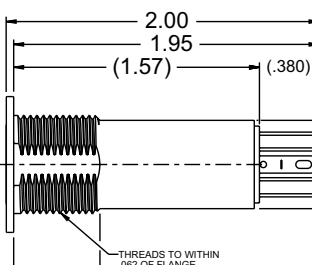
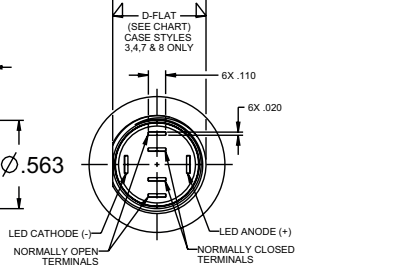
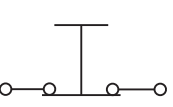
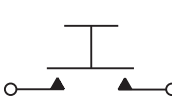
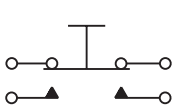
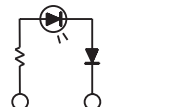
LP3-V PART NUMBER CODE

Type	Case Style	Circuit Rating	Light Source Type* w/ Rev. Pol Protection	Seal Level	Operating Force	Case/Center Cap Color	Button Profile
A. Aluminum	1. 5/8-24 & Hex Nut	1. SPST N.O./Std.	A. 2V Red LED	2. Dusttight	2. 2.5 lbs.	1. Silver	1. High Profile Flat Button
V. Stainless	2. 5/8-24 & Knurl Nut	2. SPST N.C./Std.	B. 2V Green LED	3. Watertight	5. 5.0 lbs.	2. Black**	2. High Profile Curved Button
	3. 5/8-24 W/D-Flat & Hex Nut	3. SPDT 2 Circuit/Std.	C. 2V Amber LED				3. Low Profile Flat Button
	4. 5/8-24 W/D-Flat & Knurl Nut	4. SPST N.O./Logic Level	D. 6V Red LED				4. High Profile Curved Button
	5. 3/4-20 & Hex Nut	5. SPST N.C./Logic Level	E. 6V Green LED				5. Flush Profile Flat Button
	6. 3/4-20 & Knurl Nut	6. SPDT 2 Circuit/Logic Level	F. 6V Amber LED				
	7. 3/4-20 W/D-Flat & Hex Nut		G. 12V Red LED				
	8. 3/4-20 W/D-Flat & Knurl Nut		H. 12V Green LED				
			J. 12V Amber LED				
			K. 24V Red LED				
			L. 24V Green LED				
			M. 24V Amber LED				
			N. 2V Blue LED				
			P. 6V Blue LED				
			Q. 12V Blue LED				
			R. 24V Blue LED				
			S. 2V Deep Green LED				
			T. 6V Deep Green LED				
			U. 12V Deep Green LED				
			V. 24V Deep Green LED				

CASE STYLE		
DIMENSION	1 - 4	5 - 8
(BUTTON DIA.)	0.525	0.590
(THREAD)	5/8-24 UNEF-2A	3/4-20 UNEF-2A
FLAT	0.594	0.718

*2V LED's are intended for use with an external resistor. See appendix for complete voltage/ratings table. For additional LED lighting options, contact factory.
** Only available on LP3-A styles.

MOMENTARY ACTION RING ILLUMINATED, VANDAL RESISTANT CASE & BUTTON

<p>LP3-XXXXXXX1 High Profile Flat Button</p> 			
<p>LP3-XXXXXXX2 High Profile Curved Button</p> 			
<p>LP3-XXXXXXX3 Low Profile Flat Button</p> 			
<p>LP3-XXXXXXX4 Low Profile Curved Button</p> 			
<p>LP3-XXXXXXX5 Flush Profile Flat Button</p> 			
<div>     </div> <div> <p>SPST-NC-DB SCHEMATIC</p> <p>SPST-NO-DB SCHEMATIC</p> <p>SPDT-DB SCHEMATIC</p> <p>ANODE (+) CATHODE (-) LIGHTING SCHEMATIC (DC)</p> </div>			